

This is not Sci-fi novel



# A Comprehensive Guide for Students, Researchers, and Tech Enthusiasts for AI-based Research in the Medical Domain.



Artificial Intelligence Medical & Engineering Researchers Society

Author : Sai Satish Dhamaraju | Co-Author - AI

# ARTIFICIAL INTELLIGENCE MEDICAL & ENGINEERING RESEARCHERS SOCIETY

**AI can't replace jobs; however, those who use it will replace those who don't**

**Are you willing to contribute your  
research time in finding hidden secrets of  
Medical, Bio Sciences domain using AI?  
then AIMERS is the right platform to join.**



Price : 150 INR

[www.AimerSociety.com](http://www.AimerSociety.com)

This book is not for everyone, it's only for those who have basic knowledge on AI

# Index

1. About this book	--02
2. Board Members & Advisors	--03
3. AI research can be focused on some of these medical areas	--04
4. Neural interface devices and brain-computer interface (BCI)	--13
5. Human-to-human interfaces	--15
6. Some AI-based hardware devices used in the medical domain	--17
7. Brain Wave Activity	--24
8. AI in Radiology	--27
9. Internet of Medical things	--29
10. IoT sensors used in the medical domain	--30
11. Implantable medical devices	--33
12. Sources for datasets	--38
13. Pre-trained Models for Analyzing ECG data	--47
14. AI in DNA analysis	--49
15. Resources and datasets for AI-based DNA analysis	--50
16. Pre-trained Machine Learning models	--51
17. Human-Human Interface	--53
18. Drug Discovery	--55
19. Resources for Drug Discovery Datasets	--56
20. Funded AI based Medical Projects	--57
21. Human Brain Projects	--62
22. Need lot of research on these domains	--66
23. NLP in Medical Domain	--74
24. AI based chatbots	--76
25. Hereditary diseases and AI	--78
26. AI in Virology and vaccine development	--79
27. platforms that Host machine Learning ( ML) Models	--81
28. Popular platforms for data labeling	--82
29. Platforms to work with computer vision models	--83
30. 101 Topics for research	--87



## About this book

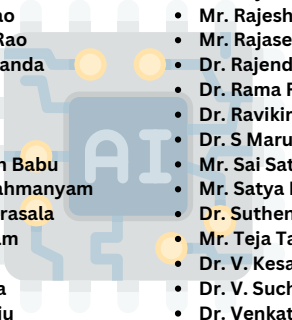
**This book provides an insightful exploration of the intersection between Artificial Intelligence (AI) and the Medical domain. It showcases the many ways in which AI is currently being used in healthcare, from aiding in the diagnosis of diseases to developing personalized treatment plans for patients. The book also highlights how AI is transforming medical research, allowing for faster and more accurate analysis of data.**

**This book is essential reading for anyone interested in the medical field, from students and researchers to healthcare professionals and tech enthusiasts. It provides a valuable resource for those seeking to understand the potential of AI to transform healthcare, as well as its ethical and social implications.**

**Through its engaging and informative content, the book inspires readers to delve deeper into this exciting field and to consider the possibilities that exist for further research and development. It is a must-read for anyone who wants to stay informed about the latest advances in AI and their impact on healthcare.**

**Overall, this book offers a compelling glimpse into the future of healthcare and the exciting possibilities that AI presents. It is a valuable resource for anyone who wants to stay up-to-date on the latest developments in this rapidly evolving field.**

# Board Members & Advisors

- 
- Dr. Suvarna Vani Koneru
  - Dr. Dhanasekaran
  - Dr. D. Rajeswara Rao
  - Dr. Garre Sankara Rao
  - Dr. Harini Pogadadanda
  - Dr. K. Sarat Kumar
  - Dr. K Srujan Raju
  - Dr. K.V.N.Sunitha
  - Mr. Kamarsu Rajesh Babu
  - Dr. Kodukula Subrahmanyam
  - Mr. Kirti Kumar Satrasala
  - Dr. M V Subramayam
  - Dr. M.Rama Bai
  - Dr. Maddala Seetha
  - Dr. Maddu Kamaraju
  - Dr. Manohar C
  - Dr. N Sudhakar Reddy
  - Dr. N V Surendra Babu
  - Mr. Raj Potluri
  - Mr. Rajesh Suguru
  - Mr. Rajasekharam Gulla
  - Dr. Rajendra Chadalawada
  - Dr. Rama Rao K VS N
  - Dr. Ravikiran Potluri
  - Dr. S Maruthuperumal
  - Mr. Sai Satish Dhamaraju
  - Mr. Satya Bharat
  - Dr. Suthendran Kannan
  - Mr. Teja Tatavarthi
  - Dr. V. Kesava
  - Dr. V. Sucharita
  - Dr. Venkateswara Rao Peteti
  - Dr. Vishnu Murthy
  - Mr. Yelpula ChenchuRamarao

Whether you are an experienced researcher or just starting out, we welcome you to join our society and become part of our community. As a member, you will have access to a range of benefits, including networking opportunities

At our society, we believe that research is at the forefront of progress and innovation, and we are committed to supporting and promoting the development of new ideas and technologies in AI world specially in medical domain. Join us today and be part of a community of like-minded individuals who share your passion for research and discovery.

**AI research can be focused on some of these medical areas but not limited to**

**1. Radiology: AI can enhance medical image analysis, improving diagnostics, and reducing human error.**



**2. Oncology: AI can help in early cancer detection, personalized treatment planning, and predicting treatment outcomes.**

**3. Cardiology: AI can improve the prediction and prevention of cardiovascular diseases, as well as help in treatment planning.**



**4. Neurology: AI can assist in diagnosing and managing neurological disorders like Alzheimer's, Parkinson's, and epilepsy.**



**5. Mental health: AI can support mental health diagnosis, treatment planning, and remote patient monitoring.**

**6. Ophthalmology: AI can assist in detecting eye diseases like diabetic retinopathy, glaucoma, and age-related macular degeneration.**



**7. Pathology:** AI can enhance the analysis of tissue samples and help in the identification of various diseases.


**8. Genomics:** AI can contribute to personalized medicine by analyzing genetic information for disease risk prediction and treatment recommendations.

**9. Emergency medicine:** AI can optimize triage, improve patient outcomes, and predict critical care requirements.

**10. Infectious diseases:** AI can enhance public health surveillance, outbreak prediction, and treatment optimization for infectious diseases.


**11. Dermatology:** AI can support skin disease diagnosis, including melanoma and other skin cancers, through image analysis.

**12. Diabetes management:** AI can help in predicting and preventing complications, as well as personalizing diabetes care plans.


**13. Rehabilitation:** AI can enhance physiotherapy and rehabilitation through personalized exercise plans and remote monitoring. 

**14. Obstetrics and gynecology:** AI can improve prenatal care, neonatal health assessment, and the prediction of pregnancy complications.

**15. Pediatrics:** AI can support early diagnosis and intervention for developmental disorders and optimize care for children with chronic conditions.

**16. Nephrology:** AI can help in early detection and management of kidney diseases, including predicting the risk of kidney failure. 

**17. Gastroenterology:** AI can support the diagnosis and treatment of gastrointestinal disorders, including inflammatory bowel disease and liver diseases.

**18. Respiratory medicine:** AI can enhance the diagnosis and management of lung diseases, including asthma, COPD, and lung cancer. 



- 19. Sleep medicine: AI can support the diagnosis and treatment of sleep disorders, as well as optimize patient monitoring and therapy.**
- 20. Orthopedics: AI can assist in surgical planning, rehabilitation, and the development of personalized treatment strategies for musculoskeletal disorders.**
- 21. Precision medicine: AI can help tailor treatments to individuals based on genetic, environmental, and lifestyle factors, leading to improved patient outcomes.**
- 22. Palliative care: AI can enhance symptom management, patient monitoring, and personalized care planning for patients with advanced illnesses.**
- 23. Nutrition and lifestyle: AI can provide personalized recommendations for diet and physical activity, contributing to the prevention and management of chronic diseases.**

**24. Dentistry:** AI can support dental diagnostics, treatment planning, and the optimization of orthodontic procedures.

**25. Pain management:** AI can help predict and prevent chronic pain conditions, as well as optimize treatment strategies for patients suffering from pain.

**26. Geriatrics:** AI can enhance the care of elderly patients by supporting early diagnosis and management of age-related diseases, as well as optimizing care plans for individuals with multiple chronic conditions.

**27. Immunology:** AI can support the discovery of new immunotherapies and enhance the understanding of immune-related diseases.

**28. Anesthesiology:** AI can help optimize anesthesia management, monitor patients during surgery, and predict postoperative complications

**29. Sports medicine:** AI can support injury prevention, rehabilitation, and performance optimization for athletes.

**30. Pharmacology:** AI can contribute to drug discovery and repurposing, predict drug interactions, and personalize drug dosing and treatment plans.

**31. Endocrinology:** AI can enhance the diagnosis and management of hormonal disorders, including thyroid diseases and adrenal conditions.

**32. Audiology:** AI can support the diagnosis and treatment of hearing disorders, as well as the optimization of hearing aids and cochlear implants.

**33. Allergy and immunology:** AI can help predict and prevent allergies, as well as optimize the diagnosis and treatment of allergic and immunological conditions.

**34. Critical care medicine:** AI can assist in monitoring and managing critically ill patients, predicting complications, and optimizing treatment plans.

**35. Vascular surgery: AI can support surgical planning, intraoperative guidance, and postoperative care for patients undergoing vascular procedures.**

**36. Plastic and reconstructive surgery: AI can help in surgical planning, outcome prediction, and the development of personalized treatment strategies for patients seeking reconstructive or cosmetic procedures.**

**37. Urology: AI can enhance the diagnosis and treatment of urological conditions, including prostate cancer, kidney stones, and urinary incontinence.**

**38. Transplant medicine: AI can optimize donor-recipient matching, predict transplant outcomes, and support the management of patients after transplantation.**

**39. Epidemiology: AI can contribute to the understanding of disease patterns, risk factors, and public health interventions, as well as the modeling of epidemics and pandemics.**

- 40. Occupational medicine: AI can support the assessment and prevention of work-related illnesses, as well as the development of personalized intervention strategies for workplace health and safety.**
- 41. Health informatics: AI can enhance the analysis and interpretation of large-scale medical data, leading to improved decision-making and patient care.**
- 42. Laboratory medicine: AI can automate and optimize laboratory processes, including the analysis of biological samples and the interpretation of test results.**
- 43. Wound care: AI can support the assessment, treatment, and monitoring of acute and chronic wounds, including the prediction of healing outcomes.**
- 44. Addiction medicine: AI can help in the diagnosis, treatment planning, and monitoring of patients with substance use disorders.**

**45. Environmental health: AI can support the assessment of environmental risk factors, as well as the development of interventions to protect public health.**

**46. Forensic medicine: AI can enhance the analysis of forensic evidence, support the identification of causes of death, and contribute to criminal investigations.**

**47. Telemedicine: AI can improve remote patient monitoring, diagnosis, and treatment, as well as support the delivery of healthcare services to underserved populations.**

**48. Infection control: AI can support the prevention, surveillance, and management of healthcare-associated infections.**

**49. Trauma care: AI can optimize trauma patient management, from pre-hospital care to rehabilitation, and support the prediction of patient outcomes.**

**50. Military medicine: AI can enhance the diagnosis, treatment, and prevention of injuries and illnesses**

# **Neural interface devices and brain-computer interface (BCI) systems in development or commercially available**

- 1. Neuralink - Elon Musk's brain-machine interface company.**
- 2. BrainGate - A brain-computer interface system for paralyzed individuals.**
- 3. CTRL-labs - Acquired by Facebook (now Meta), working on non-invasive neural interfaces.**
- 4. Kernel - Developing a next-generation brain interface platform.**
- 5. Synchron - Developing the Stentrode, a minimally invasive brain-computer interface.**
- 6. Emotiv - Produces non-invasive EEG-based brain-computer interfaces.**
- 7. Neuroable - Developing non-invasive BCI systems using machine learning and EEG technology.**
- 8. MindMaze - Combines virtual reality, neuroscience, and AI for various applications.**
- 9. OpenBCI - Offers open-source brain-computer interface technology and hardware.**
- 10. NeuroSky - Develops non-invasive EEG and ECG**

**biosensors for BCI applications.**

**11. g.tec medical engineering - Offers various EEG and BCI products for research and clinical use.**

**12. Blackrock Microsystems - Provides neural interface systems and data acquisition tools for researchers.**

**13. Ripple - Develops implantable neural interface systems for research and medical applications.**

**14. Nia Therapeutics - Aiming to develop a brain-computer interface for memory enhancement.**

**15. Paradromics - Working on high-data-rate neural interfaces for various applications.**

**16. NextMind - Developing a non-invasive, real-time brain-computer interface.**

**17. Cognixion - Combines AI, AR, and BCI technology for communication solutions.**

**18. Bitbrain - Offers various brain-computer interface solutions for research and consumer applications.**

**19. Medtronic - Medical device company that has developed deep brain stimulation systems.**

**20. Abbott (formerly St. Jude Medical) - Another medical device company with deep brain stimulation systems.**



# **Human-to-human interfaces**

**Human-to-human interfaces (H2H) are devices that facilitate direct communication or interaction between individuals. While this is a relatively new and emerging field, there are already some interesting devices and technologies that enable H2H connections:**

- 1. Brain-Computer Interfaces (BCI):** These are devices that allow direct communication between the human brain and external devices, such as computers or other brains. While current BCI technology mainly focuses on aiding people with disabilities, there is ongoing research into brain-to-brain communication for neurotypical individuals as well.
- 2. Haptic suits and gloves:** These wearable devices use sensors and actuators to enable touch-based communication between users. They can be used for remote collaboration or to enhance virtual and augmented reality experiences by allowing users to feel physical sensations from the virtual environment overlaid onto their physical environment, which can facilitate real-time collaboration and information

sharing between individuals.

**4. Smart clothing and accessories:** These are garments or accessories embedded with sensors and connectivity that enable data exchange between users, which could be used for location sharing, fitness tracking, or even emotion detection and sharing.

**5. Biometric communication devices:** These devices utilize biometric data, such as heart rate or galvanic skin response, to facilitate communication between users. For example, a wristband that measures and shares your heart rate with another person's wristband in real-time could create a unique form of empathy-based communication.

**6. Telepresence robots:** These are robots that enable remote communication and interaction through video, audio, and even physical manipulation. Users can control the robot's movements and actions from a distance, allowing them to interact with others in a more immersive way.

## **Some AI-based hardware devices used in the medical domain**

- 1. Intelligent stethoscope - These stethoscopes use machine learning algorithms to analyze the sounds of the heart, lungs, and other organs, allowing doctors to identify any abnormalities quickly.**
- 2. Wearable biosensors - These devices are used to monitor vital signs such as heart rate, blood pressure, and oxygen levels. AI algorithms are used to interpret the data collected and alert medical professionals if there are any concerning changes.**
- 3. Robot-assisted surgery systems - These devices use AI algorithms to assist surgeons during complex surgeries. They provide surgeons with improved precision, visualization, and control, reducing the risk of complications and improving patient outcomes.**
- 4. AI-powered imaging systems - These systems use machine learning algorithms to analyze medical images such as CT scans, MRI scans, and X-rays, improving the accuracy of diagnosis and reducing the need for invasive procedures.**
- 5. Portable ultrasound machines - These devices use AI algorithms to generate 3D images of the body, allowing**

doctors to identify and diagnose conditions such as tumors, blood clots, and other abnormalities.

**6. AI-powered prosthetics** - These devices use machine learning algorithms to learn the user's movements and adjust to their needs, improving mobility and quality of life for people with disabilities.

**7. Smart inhalers** - These devices use AI algorithms to monitor a patient's inhaler use and provide feedback on their breathing technique, helping to improve asthma management and reduce the risk of asthma attacks.

**8. Automated insulin pumps** - These devices use AI algorithms to adjust the amount of insulin delivered to a diabetic patient based on their glucose levels, reducing the risk of hypoglycemia and improving blood sugar control.

**9. Smart pill dispensers** - These devices use AI algorithms to monitor medication adherence, reminding patients to take their medications on time and alerting healthcare providers if a dose is missed.

**10. Brain-computer interfaces** - These devices use AI algorithms to interpret brain signals and control prosthetic devices such as robotic limbs, enabling individuals with paralysis or limb loss to regain mobility.

**11. AI-powered electrocardiograms - These devices use machine learning algorithms to analyze heart rhythm data, providing early detection of arrhythmias and other cardiac abnormalities.**

**12. Smart contact lenses - These devices use AI algorithms to monitor glucose levels in the tears of diabetic patients, providing real-time monitoring without the need for blood tests.**

**13. Automated radiology assistants - These devices use AI algorithms to assist radiologists in interpreting medical images, reducing the time and effort required to identify and diagnose conditions.**

**14. AI-powered blood pressure monitors - These devices use machine learning algorithms to analyze blood pressure data and provide personalized recommendations for managing hypertension.**

**15. Smart hearing aids - These devices use AI algorithms to adapt to a user's environment and adjust the sound settings accordingly, improving hearing in noisy environments.**

**16. AI-powered dental equipment - These devices use machine learning algorithms to analyze dental images and assist dentists in identifying and diagnosing oral health problems.**

- 17. Smart bandages - These devices use AI algorithms to monitor wound healing and detect infections, alerting healthcare providers to potential complications and enabling early intervention.**
- 18. AI-powered fetal monitoring systems - These devices use machine learning algorithms to analyze fetal heart rate patterns and alert healthcare providers to potential complications during pregnancy.**
- 19. Smart beds - These devices use AI algorithms to monitor patients' vital signs, movements, and sleep patterns, alerting healthcare providers to changes in the patient's condition.**
- 20. AI-powered respiratory support systems - These devices use machine learning algorithms to adjust the amount of oxygen and pressure delivered to patients with respiratory distress, improving outcomes and reducing the need for intubation.**
- 21. Smart glucose monitors - These devices use AI algorithms to predict glucose levels in diabetic patients based on data such as food intake, physical activity, and insulin use, helping patients to better manage their blood sugar levels.**

**22. AI-powered drug discovery systems - These devices use machine learning algorithms to analyze vast amounts of data and identify potential drug candidates for treating various diseases.**

**23. Automated medical kiosks - These devices use AI algorithms to collect patient data such as blood pressure, heart rate, and weight, enabling patients to check their health status and receive recommendations for preventive care.**

**24. AI-powered medical carts - These devices use machine learning algorithms to suggest appropriate medications and dosages for patients based on their medical history and current condition.**

**25. Smart glasses for surgeons - These devices use AI algorithms to provide real-time guidance during surgery, enabling surgeons to navigate complex anatomy with greater precision.**

**26. AI-powered rehabilitation equipment - These devices use machine learning algorithms to personalize physical therapy exercises based on the patient's needs and progress.**

**27. Smart watches for remote patient monitoring - These devices use AI algorithms to monitor patients' vital signs and activities remotely, enabling healthcare**

**providers to track patient progress and intervene when necessary.**

**28. Smart insulin pens - These devices use AI algorithms to track the amount of insulin injected by diabetic patients, provide dosage recommendations, and help patients manage their condition.**

**29. AI-powered imaging robots - These devices use machine learning algorithms to capture detailed 3D images of the body, enabling healthcare providers to visualize and diagnose conditions with greater accuracy.**

**30. Smart thermometers - These devices use AI algorithms to detect fevers and track temperature changes over time, providing early warning signs of infection or illness.**

**31. AI-powered virtual assistants - These devices use natural language processing and machine learning algorithms to interact with patients and answer their questions, providing personalized health information and advice.**

**32. Automated blood analyzers - These devices use machine learning algorithms to analyze blood samples and identify biomarkers associated with various diseases.**



- 33. Smart patient monitoring systems - These devices use AI algorithms to track patient activity, vital signs, and medication use, providing early detection of complications and improving patient outcomes.**
- 34. AI-powered drug delivery systems - These devices use machine learning algorithms to optimize drug delivery based on the patient's needs and condition, reducing side effects and improving treatment efficacy.**
- 35. Smart inhalers for respiratory disease - These devices use AI algorithms to monitor a patient's inhaler use and provide feedback on their breathing technique, helping to improve disease management.**
- 36. AI-powered virtual reality therapy systems - These devices use machine learning algorithms to create immersive virtual reality environments for patients to treat mental health conditions such as anxiety, depression, and PTSD.**
- 37. Smart wheelchair systems - These devices use AI algorithms to improve mobility and safety for individuals with disabilities, adapting to the user's needs and environment in real-time.**

## **Brain Wave Activity**

**Artificial intelligence can play a significant role in studying brain wave activity, enabling researchers to analyze and understand brain function better. AI's potential applications in this field are vast and include:**

- 1. Data processing and analysis: Brain wave activity generates massive amounts of complex data that can be challenging to process and interpret. AI can efficiently handle these large datasets, identify patterns, and extract meaningful insights from the data.**
- 2. Real-time monitoring: AI can help monitor brain activity in real time, detecting abnormalities or changes in brain wave patterns that could indicate potential health issues, such as seizures or neurological disorders.**
- 3. Brain-computer interfaces (BCIs): AI can be integrated with BCIs to help interpret neural signals and control external devices such as prosthetics, computer systems, or robotic devices. This can be especially beneficial for people with disabilities, allowing them to interact with their environment and perform daily tasks.**

- 4. Sleep analysis: AI can analyze brain wave activity during sleep to identify sleep disorders, monitor sleep quality, and provide personalized recommendations for improving sleep hygiene.**
- 5. Neurofeedback training: AI-powered neurofeedback systems can help individuals regulate their brain activity through real-time feedback, potentially improving mental health and cognitive performance.**
- 6. Predictive modeling: AI can use brain wave data to build predictive models for various neurological and psychiatric conditions, such as Alzheimer's disease, epilepsy, or depression, enabling early detection and intervention.**
- 7. Decoding neural activity: AI can help decipher the complex language of brain wave activity, enabling researchers to better understand how the brain processes information, encodes memories, and generates emotions.**
- 8. Personalized medicine: By analyzing individual brain wave patterns, AI can help tailor treatments for various neurological and psychiatric disorders, providing personalized medicine based on each patient's unique brain activity.**

**9. Brain stimulation: AI-guided brain stimulation techniques, such as transcranial magnetic stimulation (TMS) or deep brain stimulation (DBS), can modulate brain activity in a targeted manner, offering potential therapeutic benefits for conditions such as depression or Parkinson's disease.**

**10. Enhancing cognitive performance: AI can help develop brain training programs that target specific cognitive skills, such as memory, attention, or problem-solving, leading to improved cognitive performance in healthy individuals or those with cognitive impairments.**

**"AI can assist healthcare professionals by analyzing vast amounts of data, identifying patterns, and making predictions that can improve patient care and save lives." - Andrew Ng, Founder of deeplearning.ai**

# AI in Radiology

Radiology is a medical field that involves using imaging techniques to diagnose and treat diseases within the body. Artificial intelligence (AI) has shown great potential in assisting radiologists with various tasks, including image analysis and classification. Here are some domains within radiology where AI can be applied for analysis and classification:

- 1. X-ray Imaging:** AI can help in detecting fractures, lung infections, and other abnormalities from X-ray images.
- 2. Magnetic Resonance Imaging (MRI):** AI can analyze MRI scans to identify tumors, brain anomalies, and degenerative diseases such as Alzheimer's and multiple sclerosis.
- 3. Computed Tomography (CT) Scans:** AI can classify and detect conditions like strokes, pulmonary embolisms, and cancers from CT scans.
- 4. Positron Emission Tomography (PET) Scans:** AI can be used to identify and quantify metabolic activity, assisting in cancer diagnosis and treatment evaluation.
- 5. Radiomics:** AI can extract and analyze quantitative features from medical images, enabling the identification of imaging biomarkers associated with specific diseases, treatment responses, and prognostic factors.

- 6. Ultrasound Imaging:** AI can assist in detecting and classifying anomalies in ultrasound images, such as fetal abnormalities, cardiovascular issues, and musculoskeletal disorders.
- 7. Mammography:** AI can help in identifying and classifying breast cancer and other breast-related abnormalities in mammograms.
- 8. Nuclear Medicine:** AI can help in analyzing and classifying the distribution of radiopharmaceuticals in the body to assess organ function and identify diseases.
- 9. Interventional Radiology:** AI can assist in planning and simulating minimally invasive procedures, as well as post-procedure assessment.
- 10. Bone Densitometry:** AI can be used to analyze bone density scans and classify osteoporosis and other bone disorders.
- 11. Cardiovascular Imaging:** AI can help in the analysis of images from various modalities, such as echocardiograms, cardiac MRI, and CT angiography, to identify and classify cardiovascular diseases and abnormalities.
- 12. Dental Imaging:** AI can analyze dental X-rays and CBCT scans to identify and classify dental problems such as cavities, gum diseases, and impacted teeth.

# **Internet of Medical things**

**The Internet of Medical Things (IoMT) refers to a network of medical devices, sensors, and other healthcare-related equipment that are connected to the internet and can exchange data with each other and with other systems.**

**IoMT devices can collect and transmit data in real-time, providing healthcare professionals with valuable insights into a patient's health status and enabling remote monitoring and management of medical conditions. Examples of IoMT devices include wearable fitness trackers, smart medical devices, telemedicine systems, and electronic health records.**

**IoMT has the potential to revolutionize healthcare by improving patient outcomes, reducing costs, and enhancing the efficiency of healthcare delivery. However, it also presents significant security and privacy challenges, as the data collected by IoMT devices can be sensitive and needs to be protected from unauthorized access.**

## **Examples of IoT sensors used in the medical domain**

- 1. Blood glucose sensors:** These sensors help monitor blood glucose levels in patients with diabetes.
- 2. Blood pressure sensors:** These sensors help monitor blood pressure levels in patients with hypertension or other cardiovascular conditions.
- 3. ECG sensors:** These sensors record the electrical activity of the heart and can help diagnose heart problems.
- 4. Pulse oximeters:** These sensors measure the oxygen saturation in a patient's blood and can be used to monitor respiratory conditions.
- 5. Temperature sensors:** These sensors measure a patient's body temperature and can be used to monitor fever or hypothermia.
- 6. Wearable activity trackers:** These sensors can track a patient's physical activity levels, sleep patterns, and other health metrics.
- 7. Motion sensors:** These sensors can detect movement and can be used to monitor patients with mobility issues or to detect falls.



- 8. Infrared thermometers:** These sensors measure the temperature of an object or person without making contact, and can be used to quickly screen for fever.
- 9. Electroencephalography (EEG) sensors:** These sensors record the electrical activity of the brain and can be used to diagnose neurological conditions.
- 10. Heart rate sensors:** These sensors can measure a patient's heart rate and can be used to monitor cardiovascular health.
- 11. Respiration sensors:** These sensors can monitor a patient's breathing rate and can be used to detect respiratory distress.
- 12. Blood oxygen sensors:** These sensors measure the amount of oxygen in a patient's blood and can be used to monitor respiratory function.
- 13. Electrocardiogram (ECG) sensors:** These sensors can monitor the electrical activity of the heart and can be used to diagnose heart conditions.
- 14. Glucometer sensors:** These sensors can measure blood glucose levels in patients with diabetes.
- 15. Insulin pump sensors:** These sensors can monitor insulin levels and deliver insulin to patients with diabetes.

**16. Continuous glucose monitoring (CGM) sensors:** These sensors can continuously monitor blood glucose levels and provide real-time data to patients with diabetes.

**17. Medication adherence sensors:** These sensors can track whether a patient has taken their medication as prescribed.

**18. Fall detection sensors:** These sensors can detect when a patient falls and can automatically alert caregivers or emergency services.

**19. Environmental sensors:** These sensors can monitor environmental factors such as temperature, humidity, and air quality, which can affect patient health.

**20. Remote monitoring sensors:** These sensors can monitor a patient's health remotely, allowing healthcare providers to provide care outside of traditional clinical settings.

**"AI has the potential to revolutionize the health industry, providing faster and more accurate diagnoses, personalized treatments, and improved patient outcomes." - Fei-Fei Li, Co-Director of Stanford's Human-Centered AI Institute**

## **Implantable medical devices:**

- 1. Pacemakers:** These are small devices implanted under the skin near the heart that regulate the heart's electrical activity and help treat heart rhythm disorders.
- 2. Implantable cardioverter-defibrillators (ICDs):** These are similar to pacemakers but also include a defibrillator to deliver a shock to the heart if a dangerous heart rhythm is detected.
- 3. Cochlear implants:** These are devices implanted in the ear that help provide a sense of sound to people with severe hearing loss or deafness.
- 4. Neurostimulators:** These devices are implanted in the brain or spinal cord and deliver electrical impulses to help treat conditions such as chronic pain, epilepsy, or Parkinson's disease.
- 5. Spinal cord stimulators:** These devices are implanted in the spine and deliver electrical impulses to help treat chronic pain.
- 6. Implantable drug pumps:** These devices are implanted under the skin and deliver medication directly into the bloodstream or into a specific area of the body.

- 7. Implantable loop recorders:** These small devices are implanted under the skin of the chest and continuously monitor the heart's electrical activity to help diagnose and treat heart rhythm disorders.
- 8. Artificial joints:** These devices, such as hip or knee replacements, are implanted to replace damaged or diseased joints and improve mobility.
- 9. Implantable insulin pumps:** These devices are implanted under the skin and deliver insulin to people with diabetes to help regulate their blood sugar levels.
- 10. Implantable birth control devices:** These devices, such as intrauterine devices (IUDs), are implanted in the uterus to prevent pregnancy.
- 11. Vagus nerve stimulators:** These devices are implanted in the chest and stimulate the vagus nerve to help treat epilepsy, depression, or other conditions.
- 12. Deep brain stimulators:** These devices are implanted in the brain and deliver electrical impulses to help treat Parkinson's disease, essential tremor, or dystonia.
- 13. Retinal implants:** These devices are implanted in the eye and help provide a sense of vision to people with certain types of blindness.

- 14. Left ventricular assist devices (LVADs):** These are mechanical pumps implanted in the chest that help support the heart in people with severe heart failure.
- 15. Penile implants:** These devices are implanted in the penis to help treat erectile dysfunction.

**"AI is not going to replace doctors, but doctors who use AI will replace doctors who don't." - Thomas H. Lee, Chief Medical Officer of Press Ganey**

**"AI has the potential to transform healthcare by improving patient care, reducing costs, and making healthcare more accessible to everyone." - Jeff Bezos, Founder and former CEO of Amazon**

**"AI can help healthcare providers identify patterns and insights that may have gone unnoticed before, leading to more targeted and effective treatments." - Sundar Pichai, CEO of Google**

**Some popular CNN architectures that have been applied to medical image classification include:**

**AlexNet:** An early and influential CNN architecture that has been adapted for various medical imaging tasks, such as detecting lung nodules and classifying skin lesions.

**VGGNet:** A family of deeper CNN architectures (VGG16, VGG19) with a focus on simplicity and depth. VGG models have been used in medical image classification for tasks like chest X-ray analysis and brain tumor segmentation.

**ResNet:** A deep residual network architecture that addresses the vanishing gradient problem in deep CNNs. ResNet has been used in a variety of medical imaging tasks, including diabetic retinopathy detection, lung nodule classification, and breast cancer detection.

**Inception (GoogLeNet):** A CNN architecture that introduces the "inception module" to efficiently handle varying input sizes. Inception has been used in medical imaging tasks like skin lesion classification, retinal vessel segmentation, and Alzheimer's disease classification.

**DenseNet:** A densely connected CNN architecture that encourages feature reuse and reduces the number of parameters. DenseNet has been used for tasks such as lung segmentation, brain tumor classification, and breast cancer detection.

**EfficientNet:** A family of CNN models that efficiently scale with depth, width, and resolution. EfficientNet has been applied to various medical imaging tasks, including diabetic retinopathy detection and chest X-ray analysis.

**U-Net:** Although primarily designed for image segmentation tasks, U-Net's encoder-decoder architecture has also been adapted for medical image classification, particularly in tasks where segmentation and classification are closely related.

**DeepLab V3+:** DeepLab V3+ is a CNN architecture that has been widely used for medical image segmentation. It utilizes atrous convolutional layers and a decoder network to improve the segmentation performance. It has achieved state-of-the-art results in various medical image analysis challenges.

## **Sources for datasets**

**There are numerous sources for medical datasets available on the internet. These datasets can be useful for researchers, healthcare professionals, and data scientists who are working on medical projects or developing AI solutions in healthcare. Here are some popular sources and search engines for medical datasets:**

**1. Grand Challenge : A platform that hosts medical imaging challenges and provides a collection of datasets from various medical domains, such as radiology, pathology, and ophthalmology. This platform is primarily focused on medical image analysis. (<https://grand-challenge.org/>)**

**2. National Library of Medicine (NLM) (<https://www.nlm.nih.gov/>): The NLM is a part of the National Institutes of Health (NIH) and provides access to a wide range of health information resources, including datasets related to genomics, clinical trials, and literature.**



**3. National Institutes of Health (NIH) National Library of Medicine (NLM) National Center for Biotechnology Information (NCBI) (<https://www.ncbi.nlm.nih.gov/>):** A resource that offers access to various medical and biological databases, such as GenBank, PubMed, and GEO (Gene Expression Omnibus). It covers a wide range of research areas, including genomics, proteomics, and bioinformatics.

**4. Google Dataset Search (<https://datasetsearch.research.google.com/>):** A search engine designed to help researchers find datasets hosted on various websites. You can filter your search by fields, including medical and health sciences, to find relevant datasets for your project.

**5. Kaggle (<https://www.kaggle.com/>):** A platform for data science and machine learning competitions, Kaggle also hosts numerous datasets, including many related to healthcare and medical imaging. Users can search and filter datasets by topics, such as medicine and health.

**6. MIMIC-III (<https://mimic.physionet.org/>):** A large, publicly available dataset of de-identified health data associated with intensive care unit patients. It includes clinical data such as demographics, vital signs, laboratory results, and medications.

**7. PhysioNet (<https://physionet.org/>):** A repository of biomedical datasets, including those related to physiological signals, clinical data, and medical imaging. It provides resources for the study of complex physiological and biomedical systems.

**8. OpenFDA (<https://open.fda.gov/>):** A platform that provides access to several FDA datasets, including adverse events, drug recalls, and medical device recalls. It aims to make the FDA's publicly available data more accessible and user-friendly.

**9. The Cancer Imaging Archive (TCIA) (<https://www.cancerimagingarchive.net/>):** A service that hosts a large archive of medical images related to cancer for use by the research community. It includes datasets from various cancer types and imaging modalities, such as CT, MRI, and PET.

**11. UK Biobank (<https://www.ukbiobank.ac.uk/>):** A large, long-term biomedical database containing genetic, lifestyle, and health data from 500,000 UK volunteers. It is designed to support various types of health research, including genetics, epidemiology, and pharmacology.

**12. Human Connectome Project (HCP)** (<https://www.humanconnectome.org/>): A project that aims to map the human brain's structural and functional connectivity. The HCP provides open access to neuroimaging datasets, including MRI, MEG, and behavioral data.

**13. Allen Institute for Brain Science** (<https://portal.brain-map.org/>): A research organization focused on understanding the brain's structure and function. The Allen Institute provides access to various brain-related datasets, including gene expression, connectivity, and single-cell data.

**14. European Bioinformatics Institute (EBI)** (<https://www.ebi.ac.uk/>): A part of the European

**Molecular Biology Laboratory (EMBL), the EBI provides access to a wide range of molecular databases, such as Ensembl, UniProt, and ArrayExpress. These resources cover genomics, proteomics, and functional genomics data.**

**15. OpenICPSR (<https://www.openicpsr.org/>): A data repository managed by the Inter-university Consortium for Political and Social Research (ICPSR) that provides access to datasets from various research fields, including health and medical sciences.**

**16. World Health Organization (WHO) Global Health Observatory (GHO) (<https://www.who.int/data/gho>): A platform that provides access to health-related datasets and statistics from around the world, covering topics such as mortality, morbidity, and health system performance.**

**17. Dryad Digital Repository (<https://datadryad.org/>): A general-purpose data repository that hosts datasets from various research fields, including health and medical sciences. Users can search and browse datasets by keywords, subjects, or authors.**

**19. National Sleep Research Resource (NSRR)** (<https://sleepdata.org/>): A repository of sleep study datasets, including polysomnography and actigraphy data, as well as clinical and demographic information. The NSRR aims to facilitate collaborative research on sleep disorders and related conditions.

**20. ImageCLEF** (<https://www.imageclef.org/>): A platform that hosts annual benchmarking challenges in the field of medical image analysis. The challenges often involve the creation and sharing of medical imaging datasets, such as those related to lung, brain, or retinal images.

**21. Autism Brain Imaging Data Exchange (ABIDE)** ([http://fcon\\_1000.projects.nitrc.org/indi/abide/](http://fcon_1000.projects.nitrc.org/indi/abide/)): A repository of resting-state functional magnetic resonance imaging (R-fMRI) datasets, focused on understanding the neural basis of Autism Spectrum Disorder (ASD). The datasets include subject demographics, phenotypic information, and imaging data.

**22. Alzheimer's Disease Neuroimaging Initiative (ADNI) (<http://adni.loni.usc.edu/>):** A longitudinal study that aims to develop clinical, imaging, genetic, and biochemical biomarkers for the early detection and tracking of Alzheimer's disease. The ADNI datasets include MRI, PET, and other imaging data, as well as clinical, genetic, and biomarker data.

**23. The Cardiac Atlas Project (CAP) (<http://www.cardiacatlas.org/>):** A repository of cardiac imaging datasets, including those from MRI and CT scans. The project aims to develop a standardized atlas of the heart, which can be used to understand cardiac structure and function across different populations.

**24. The International Skin Imaging Collaboration (ISIC) (<https://www.isic-archive.com/>):** A project that focuses on the development of advanced skin cancer detection techniques using dermoscopic and clinical images. The ISIC archive provides a collection of dermoscopic images of skin lesions, including melanoma, nevi, and seborrheic keratoses.

**25. The National Institute of Mental Health Data Archive (NDA) (<https://nda.nih.gov/>):** A platform that provides access to human subject data related to mental health and neuroscience research, including imaging, phenotypic, genomic, and clinical data.

**26. COVID-19 Open Research Dataset (CORD-19) (<https://www.semanticscholar.org/cord19>):** A dataset of over 400,000 scholarly articles related to the novel coronavirus (COVID-19). The dataset is intended to support research on the virus and the development of AI tools to help analyze the literature.

**27. The Osteoarthritis Initiative (OAI) (<https://nda.nih.gov/oai/>):** A multi-center observational study that provides datasets related to the onset and progression of knee osteoarthritis, including clinical, imaging, and molecular data.

**28. Seer Cancer Statistics Review (CSR) (<https://seer.cancer.gov/csr/>):** A report that provides data on cancer incidence, mortality, and survival in the United States, as well as information on cancer risk factors and screening.

**29. The National Database for Autism Research (NDAR) (<https://ndar.nih.gov/>):** A repository of research data related to Autism Spectrum Disorder (ASD), including imaging, phenotypic, and genomic data. NDAR aims to facilitate data sharing and collaboration among autism researchers.

**30. The Parkinson's Progression Markers Initiative (PPMI) (<https://www.ppmi-info.org/>):** A longitudinal study that aims to identify biomarkers of Parkinson's disease progression. The PPMI datasets include clinical, imaging, and biospecimen data from both Parkinson's patients and healthy controls.

**These sources offer medical datasets covering a variety of sub-domains within the broader medical field, such as neurology, dermatology, cardiology, and oncology. Remember to adhere to the specific guidelines, policies, and ethical considerations for each dataset when using them in your research or projects.**



# **Pretrained Models for Analyzing ECG (electrocardiogram) data**

**Pretrained Models for Analyzing ECG (electrocardiogram) data**  
There are several pre-trained machine learning models and algorithms that have been developed for analyzing ECG (electrocardiogram) data. These models are designed to detect various cardiac abnormalities and arrhythmias, enabling healthcare professionals to make informed decisions about patient care. Some popular pre-trained models for ECG analysis include:

- 1. ECGNET: A deep learning model designed for detecting cardiac arrhythmias from ECG signals, based on convolutional neural networks (CNNs).**
- 2. RNN-ECG: A recurrent neural network (RNN) model that leverages long short-term memory (LSTM) or gated recurrent units (GRU) for time-series analysis of ECG data.**
- 3. Wavelet Transform based models: These models use wavelet transform techniques to extract features from ECG signals and feed them into machine learning algorithms like SVM, K-Nearest Neighbors, or Random Forest for classification.**

- 4. Cardio framework: A Python-based open-source library that contains pre-trained models and tools for ECG analysis, such as QRS detection, heartbeat segmentation, and arrhythmia classification.**
- 5. Deep ECG: A model based on deep residual networks, specifically designed for ECG signal classification and arrhythmia detection.**
- 6. PhysioNet/Computing in Cardiology (CinC) Challenge models: These are a set of models developed for various PhysioNet/CinC Challenges, aimed at addressing specific ECG-related problems like detecting atrial fibrillation or sleep apnea.**
- 7. ECG-CRNN: A convolutional recurrent neural network (CRNN) model that combines CNN and RNN architectures to effectively capture spatial and temporal information in ECG signals.**
- 8. Attention-based models: These models utilize attention mechanisms, which help the model focus on relevant features in ECG signals, leading to improved performance in arrhythmia detection and classification tasks.**

Please note that many of these models may require fine-tuning or retraining with specific datasets to achieve optimal performance for a given task

## **AI in DNA analysis**

**AI can be highly beneficial in DNA analysis as it can help identify patterns and predict outcomes. Some ways AI can aid in DNA analysis are:**

**Predictive analysis:** AI algorithms can be trained on DNA data to identify patterns and predict future outcomes, such as the likelihood of developing a particular disease or the probability of certain genetic mutations.

**Genomic sequencing:** AI can help to process large amounts of genomic sequencing data much faster and more accurately than humans.

**Identifying gene mutations:** AI can aid in identifying gene mutations that may be responsible for certain genetic disorders.

**Drug development:** AI can help to predict how a drug will interact with a specific genetic profile, enabling more personalized medicine.

**There are several organizations working on AI-based DNA analysis, including:**

**Deep Genomics:** This Toronto-based company is using AI to develop new therapies for genetic disorders.

**DNAnexus:** This cloud-based platform uses AI to accelerate genomic data analysis and interpretation.

**Nebula Genomics:** This company offers whole-genome sequencing and personalized DNA reports that incorporate AI-based analysis.

**Illumina:** A biotech company that provides DNA sequencing and analysis solutions, including AI-based analysis tools.

**Some online resources and datasets for AI-based DNA analysis include:**

**The Cancer Genome Atlas (TCGA):** A public dataset containing genomic, transcriptomic, and clinical data from over 11,000 cancer patients.

**The Genome Analysis Toolkit (GATK):** A software package developed by the Broad Institute that uses AI-based algorithms to process genomic sequencing data.

**The ENCODE Project: A public dataset containing genomic data from a variety of human cell types, including gene expression data and regulatory element data.**

**The Human Connectome Project: A dataset containing brain imaging and genetic data from thousands of individuals, which can be used to study the genetic basis of brain function and disorders.**

### **Pretrained Machine Learning models-**

**Pretrained machine learning models can be used for the analysis of DNA data to identify patterns and make predictions. Some examples of pretrained machine learning models for DNA analysis include:**

**DeepSEA: This is a deep learning model that can predict the functional effects of non-coding DNA sequences, such as regulatory elements.**


**DeepBind: This is a deep learning model that can predict the binding affinity of DNA sequences to transcription factors, which are proteins that regulate gene expression.**

**Variant Effect Predictor (VEP):** This is a machine learning model that can predict the functional effects of genetic variants, such as single nucleotide polymorphisms (SNPs), on protein function.

**CRISPR-Net:** This is a convolutional neural network that can predict the activity of CRISPR-Cas9 gene editing in a specific DNA sequence.

**SNP2TFBS:** This is a machine learning model that can predict the effects of SNPs on transcription factor binding sites, which are DNA sequences that bind to transcription factors.

These pretrained models can be used for a variety of applications, such as predicting the effects of genetic variants on protein function, identifying regulatory elements in non-coding DNA sequences, and predicting the activity of gene editing tools like CRISPR-Cas9.




# Human-Human Interface

- 1. The Human-Human Interface (HHI) from Backyard Brains is a fascinating device that allows one person to control the movements of another person's muscles using electrical impulses. The HHI system demonstrates principles of neuroscience and biohacking through a hands-on approach. The device uses electromyography (EMG) and transcutaneous electrical nerve stimulation (TENS) to achieve this unique interaction. While the HHI is a great example of this type of technology**
- 2. MyoWare Muscle Sensor: This sensor measures the electrical activity of muscles (EMG) and can be used in conjunction with other devices to create muscle-controlled interfaces. It can be combined with microcontrollers like Arduino to develop unique and interactive projects.**
- 3. Thync: Thync is a wearable device that uses electrical stimulation to modulate mood and stress levels.**

The device provides electrical stimulation to the nerves in the user's head, which can help to promote relaxation or increase focus and energy.

4. OpenBCI: OpenBCI is an open-source platform for biosensing and neurofeedback applications. The platform provides hardware and software tools for measuring and analyzing brain activity (EEG), muscle activity (EMG), and heart activity (ECG) for research and development purposes.

5. Neurable: Neurable is a brain-computer interface (BCI) company that develops technology to allow users to interact with devices using only their thoughts. Neurable's system utilizes EEG to monitor brain activity and machine learning algorithms to interpret user intentions, making it possible to control devices such as computers, virtual reality systems, and even wheelchairs.





# Drug Discovery

**AI can be very helpful in drug discovery by accelerating the identification of potential drug candidates, predicting their properties and interactions with biological systems, and reducing the time and costs associated with traditional drug discovery methods.**

**There are several ways AI can be used in drug discovery, such as:**

- 1) Virtual screening of chemical compounds: AI can be used to screen large databases of chemical compounds and predict their potential to bind to a target protein or receptor, which can significantly reduce the time and cost of experimental screening.**
- 2) Prediction of drug properties: AI can be used to predict various properties of a potential drug candidate, such as its solubility, bioavailability, toxicity, and efficacy.**
- 3) Design of new molecules: AI can be used to generate new chemical structures that are likely to have desired properties, which can be further optimized through experimental testing.**

## **Some online resources for drug discovery datasets**

- 1. PubChem: A large public database of chemical compounds with information on their properties and bioactivities.**
- 2. ChEMBL: A database of bioactive molecules with information on their pharmacological properties, drug targets, and clinical indications.**
- 3. DrugBank: A database of drug and drug target information, including their chemical structures, pharmacological properties, and clinical data.**
- 4. ZINC: A database of commercially available chemical compounds that can be used for virtual screening.**
- 5. BindingDB: A database of protein-ligand binding affinities that can be used to train machine learning models for drug discovery.**
- 6. KEGG Drug: A database of approved drugs and their chemical structures, as well as information on drug targets and metabolic pathways.**

**These resources can provide a wealth of information for drug discovery researchers, allowing them to train AI models, identify potential drug candidates, and optimize their properties for clinical use.**

## **Funded AI based Projects**

**AI-based research projects are increasingly being used in the field of medicine and healthcare to improve diagnostics, treatment, and management of various diseases. Here are a few notable AI-based projects and initiatives related to specific organs or medical conditions**

**The Medical Imaging and Data Resource Center (MIDRC):**  
The MIDRC is a collaborative effort that aims to use AI and medical imaging to improve the diagnosis and management of various diseases, including lung diseases like COVID-19. The project involves the development of large-scale, diverse datasets for training AI algorithms and validating their performance in clinical settings.

**The Kidney.AI Project:**

The Kidney.AI project focuses on developing AI-based tools to improve the diagnosis, prognosis, and treatment of kidney diseases. By using machine learning algorithms to analyze clinical data, imaging, and genomic information, the project aims to identify novel biomarkers and therapeutic targets for kidney diseases.

## **The Stanford Cardiovascular Institute Big Data-Heart Initiative:**

**This initiative uses AI and machine learning techniques to analyze large datasets of genetic, molecular, and clinical information to advance the understanding of heart diseases. The project aims to identify new therapeutic targets, develop personalized medicine approaches, and improve the prevention and treatment of cardiovascular diseases.**

## **The Liver.AI Project:**

**Liver.AI is a research project that focuses on the development of AI-based tools for the early detection, diagnosis, and treatment of liver diseases. The project uses machine learning algorithms to analyze medical imaging data, clinical data, and genomic information to improve patient care and advance the understanding of liver diseases.**

## **The iDx-DR Project:**

**iDx-DR is an AI-based diagnostic system designed to detect diabetic retinopathy, a common eye complication of diabetes. The system uses deep learning algorithms to analyze retinal images and**

**provide an automated assessment of the presence of diabetic retinopathy, helping to improve early detection and timely treatment of the condition.**

### **The DeepMind Health Initiative:**

**DeepMind, an AI research company owned by Alphabet, has been working on various AI-based projects to advance healthcare. One of their notable projects is the development of an AI system that can analyze eye scans to detect signs of age-related macular degeneration and diabetic retinopathy, two leading causes of blindness.**

### **IBM Watson Health:**

**IBM Watson Health is a division of IBM that focuses on applying AI and data analytics to improve healthcare outcomes. Some of its key projects include Watson for Oncology, which uses AI to assist clinicians in diagnosing and treating cancer, and Watson for Genomics, which applies AI to genomic data analysis for personalized cancer treatment recommendations.**

## **The AI for Genomics and Personalized Medicine (AI-GPM) Project:**

**The AI-GPM project aims to develop AI and machine learning tools for the analysis of genomic data to advance personalized medicine. By integrating genomic information with clinical data, the project seeks to identify new disease biomarkers, develop targeted therapies, and optimize treatment strategies for various conditions.**

## **The PathAI Project:**

**PathAI is a company that focuses on developing AI-based tools for pathology. Their platform uses deep learning algorithms to analyze pathology slides and assist pathologists in diagnosing diseases, including cancer. The technology aims to improve the accuracy and efficiency of pathology diagnoses, leading to better patient care and outcomes.**

## **Zebra Medical Vision:**

**Zebra Medical Vision is a company that develops AI-based algorithms for medical imaging analysis. Their platform uses machine learning to analyze a wide range of imaging modalities, including X-rays, CT**

scans, and MRI, to detect and diagnose various medical conditions, such as liver disease, cardiovascular disease, and cancer.

#### **Butterfly Network's AI-Based Ultrasound:**

Butterfly Network has developed a handheld, AI-powered ultrasound device called the Butterfly iQ. The device uses machine learning algorithms to assist healthcare professionals in capturing and interpreting ultrasound images, making it easier to diagnose various medical conditions at the point of care.

#### **The Google-Verily Project Baseline:**

Project Baseline, a collaboration between Google and its life sciences subsidiary Verily, is a long-term study that seeks to develop a comprehensive understanding of human health. The project uses AI and data analytics to analyze a wide range of health data, including genomic, proteomic, and clinical information, to identify new disease biomarkers and improve healthcare outcomes.

These AI-based projects and initiatives represent the growing role of artificial intelligence in healthcare and medicine. As AI technology continues to advance, it is expected to further enhance diagnostics, treatment, and patient care across various medical disciplines.

## **Human brain projects**

### **The Human Brain Project (HBP):**

**The HBP is a large-scale European research initiative that aims to simulate the human brain using supercomputers. Its goals include understanding the brain's architecture, simulating its functions, and developing new technologies for computing and data handling. The project also seeks to advance our understanding of brain-related diseases and develop personalized medicine approaches for their treatment.**

### **The BRAIN Initiative (Brain Research through Advancing Innovative Neurotechnologies):**

**Launched by the United States in 2013, the BRAIN Initiative is a collaborative effort aimed at revolutionizing our understanding of the human brain. The project seeks to develop innovative technologies to map and decode the brain's neural circuits, providing a deeper understanding of how the brain processes information and how it influences behavior and cognition.**

### **The Blue Brain Project:**

**The Blue Brain Project is a Swiss initiative that aims to create a digital reconstruction of the mammalian brain, starting with the rodent brain and eventually working**



towards the human brain. Using high-performance computing, the project's goal is to simulate and understand the brain's structure and function to advance neuroscience, medicine, and computing.

#### **The Allen Institute for Brain Science:**

The Allen Institute, founded by the late Paul G. Allen, is a US-based research organization that focuses on understanding the human brain in health and disease. The Institute works on large-scale, systematic projects such as the Allen Brain Atlas, which provides comprehensive gene expression maps of the human brain, and the Allen Cell Types Database, which aims to classify and understand the diversity of cell types in the brain.

#### **The China Brain Project:**

Launched in 2016, the China Brain Project is a national initiative that aims to advance the understanding of the human brain, develop new brain-inspired computing technologies, and explore treatments for brain disorders. The project focuses on brain research at the molecular, cellular, and systems levels, as well as on the development of brain-machine interfaces and artificial intelligence technologies.

#### **The International Brain Initiative (IBI):**

The IBI is a global collaboration of brain research projects, including the aforementioned initiatives, that aims to

**coordinate and harmonize international efforts to understand the human brain. By fostering cooperation and sharing resources, the IBI seeks to accelerate the pace of neuroscience discoveries and their translation into treatments for brain disorders.**

#### **The Human Connectome Project (HCP):**

**The HCP is an ambitious project funded by the National Institutes of Health (NIH) in the United States that aims to map the neural pathways of the human brain. By using advanced imaging techniques like diffusion MRI and functional MRI, the project seeks to create a detailed map of the brain's structural and functional connectivity, which will enhance our understanding of brain function and the neural basis of behavior and cognition**

#### **The UK Dementia Research Institute (UK DRI):**

**Established in 2016, the UK DRI is a national initiative dedicated to understanding, treating, and preventing dementia. It brings together researchers from across the UK and focuses on interdisciplinary approaches, combining expertise in areas such as molecular and cellular biology, brain imaging, and cognitive neuroscience, to develop a better understanding of the biological processes that lead to dementia and identify new therapeutic targets**

### **The Australian Brain Alliance:**

**Launched in 2016, the Australian Brain Alliance is a collaboration between researchers, industry, and government aimed at advancing the understanding of the human brain and developing new technologies to improve brain health. The initiative seeks to leverage Australia's strengths in neuroscience, engineering, and computing to create a thriving ecosystem of brain research and innovation.**

### **The Japan Brain/MINDS Project:**

**The Brain Mapping by Integrated Neurotechnologies for Disease Studies (Brain/MINDS) project is a Japanese initiative that aims to understand the brain's structure and function at multiple levels, from genes to neural circuits and cognition. By combining advanced imaging, molecular and cellular biology, and computational techniques, the project seeks to develop a comprehensive understanding of the primate brain and apply this knowledge to human brain research.**

**These projects, along with many other regional and national initiatives, contribute to the global effort to understand the complexities of the human brain, develop new treatments for neurological disorders, and advance the field of artificial intelligence by leveraging insights from brain research.**

## **Need lot of research in following domains**

**Cancer Research:** Cancer is a complex disease with many different types and subtypes. Research is needed to identify new treatments, improve diagnostic techniques, and develop new therapies that can help patients with cancer.

**Cardiovascular Diseases:** Cardiovascular diseases (CVD) are a leading cause of death worldwide. There is a need for research to develop new drugs and therapies for the prevention and treatment of CVD.

**Neurodegenerative Diseases:** Neurodegenerative diseases such as Alzheimer's and Parkinson's disease are debilitating conditions that affect millions of people worldwide. Research is needed to develop new treatments, improve diagnostic methods, and understand the underlying mechanisms of these diseases

**Infectious Diseases:** Infectious diseases such as HIV/AIDS, malaria, and tuberculosis continue to pose significant global health challenges. Research is needed to develop new drugs and vaccines to prevent and treat these diseases.

**Mental Health:** Mental health is an important aspect of overall health and well-being. Research is needed to understand the underlying mechanisms of mental illnesses and develop new treatments to help people who suffer from mental health disorders.

**Rare Diseases:** Rare diseases are often overlooked by medical research due to their rarity. However, many rare diseases are life-threatening and require further research to develop new treatments and improve patient outcomes.

**Aging and Geriatrics:** The aging population is increasing worldwide, and there is a need for research to develop new interventions and therapies that can improve the health and quality of life of older adults.

**Immunology and Immunotherapy:** The immune system plays a critical role in defending the body against disease. Research is needed to develop new immunotherapies that can help patients with autoimmune disorders, cancer, and other diseases.

**Genetic Disorders:** Genetic disorders such as cystic fibrosis and sickle cell anemia are caused by mutations in specific genes. Research is needed to develop new gene therapies that can correct these mutations and improve patient outcomes.

**Environmental Health:** Environmental factors can have a significant impact on human health. Research is needed to understand the effects of environmental pollutants and toxins on human health and develop interventions to mitigate these effects.

**Drug Development:** Despite advances in medicine, many diseases still lack effective treatments. Research is needed to develop new drugs that can target diseases more effectively, with fewer side effects.

**Health Disparities:** There are significant disparities in health outcomes across different populations and communities. Research is needed to identify the root causes of these disparities and develop interventions to address them.

**Precision Medicine:** Precision medicine involves tailoring medical treatments to individual patients based on their unique genetic, environmental, and lifestyle factors. Research is needed to better understand how to implement precision medicine in clinical practice.

**Health Informatics:** The field of health informatics involves using data and technology to improve health outcomes. Research is needed to develop new tools and techniques for collecting, analyzing, and using health data to inform clinical decision-making.

**Medical Ethics:** Medical ethics involves examining the ethical implications of medical practices and research. Research is needed to address ethical issues such as patient privacy, informed consent, and the use of emerging technologies in medicine.



**Women's Health:** Women's health issues often receive less attention and funding than men's health issues. Research is needed to better understand the unique health challenges faced by women and develop effective interventions to address them.

**Health Economics:** The field of health economics examines the economic factors that influence health outcomes. Research is needed to better understand the cost-effectiveness of different medical interventions and develop strategies for improving access to healthcare.

**Nutrition and Metabolism:** Nutrition and metabolism play critical roles in overall health and well-being. Research is needed to better understand the relationship between diet, metabolism, and disease, and develop effective interventions to promote healthy eating habits.

**Telemedicine:** Telemedicine involves using technology to provide medical care and consultations remotely. Research is needed to identify the best practices for implementing telemedicine in clinical practice and improve patient outcomes.

**Patient Safety:** Patient safety is a critical component of quality healthcare. Research is needed to identify best practices for reducing medical errors and improving patient safety in healthcare settings.

**Reproductive Health:** Reproductive health issues such as infertility, pregnancy complications, and sexually transmitted infections (STIs) continue to affect millions of people worldwide. Research is needed to develop effective interventions to improve reproductive health outcomes.

**Dental Health:** Dental health is an important aspect of overall health and well-being. Research is needed to better understand the relationship between oral health and systemic health and develop effective interventions to prevent and treat dental diseases.

**Occupational Health:** Occupational health issues such as workplace injuries, occupational diseases, and exposure to hazardous materials can have significant impacts on workers' health. Research is needed to identify best practices for improving occupational health and safety.

**Health Literacy:** Health literacy involves the ability to understand and use health information to make informed decisions about healthcare. Research is needed to develop interventions to improve health literacy, particularly among vulnerable populations.

## **NLP in Medical Domain**

### **NLP pretrained models**

**BioBERT:** BioBERT is a pre-trained language model based on BERT, specifically fine-tuned on large-scale biomedical corpora. This model aims to better capture domain-specific knowledge and terminology in the biomedical field, making it suitable for a variety of NLP tasks, such as named entity recognition, relation extraction, and question-answering in the biomedical domain.

**ClinicalBERT:** ClinicalBERT is a pre-trained language model based on BERT, fine-tuned on clinical text data. The model is designed to better understand and process clinical notes and medical records, making it useful for various NLP tasks in the healthcare domain, such as de-identification, medical coding, and information extraction from clinical notes.

**BlueBERT:** BlueBERT is a pre-trained BERT model specifically fine-tuned on large-scale biomedical and clinical text data. It is designed to improve performance on biomedical NLP tasks, including named entity recognition, relation extraction, and question-answering in both the biomedical and clinical domains.

**SciBERT:** SciBERT is a pre-trained language model based on BERT, fine-tuned on a large corpus of scientific publications. It is designed to capture scientific domain knowledge and terminology, making it suitable for various NLP tasks in the scientific domain, such as named entity recognition, relation extraction, and question-answering.

**BioELECTRA:** BioELECTRA is a pre-trained language model based on the ELECTRA architecture, fine-tuned on a large-scale biomedical corpus. It is designed to capture domain-specific knowledge in the biomedical field and is suitable for a variety of NLP tasks in the biomedical domain, such as named entity recognition, relation extraction, and question-answering.

**MedNLI:** MedNLI is a dataset built for the task of natural language inference in the medical domain. While not a pre-trained model itself, it can be used to fine-tune existing models like BERT or RoBERTa, to make them better suited for understanding and reasoning over medical texts.

## **AI based chatbots, which take symptoms from users to predict disease**

**Buoy Health:** Buoy Health is an AI-powered chatbot that uses natural language processing to understand user input and provide a preliminary assessment of their symptoms. The chatbot guides users through a series of questions about their symptoms and then offers a list of possible conditions and recommended next steps.

**Ada Health:** Ada Health is a symptom-checker chatbot that assists users in understanding their health issues. By asking a series of questions, Ada gathers information about symptoms and provides a list of potential diagnoses. The chatbot also offers guidance on whether to seek medical attention and what type of healthcare provider to consult.

**Babylon Health:** Babylon Health's AI-driven chatbot is designed to provide users with health information and guidance based on their symptoms. The chatbot uses artificial intelligence to analyze user input and provide a list of potential diagnoses, along with recommendations for next steps

**Symptomate:** Symptomate is an AI-powered symptom checker chatbot that guides users through a series of questions about their symptoms, medical history, and demographics. Based on the user's input, Symptomate generates a list of potential diagnoses and suggests appropriate next steps.

**K Health:** K Health is a chatbot that uses AI and a vast database of medical information to help users understand their symptoms and potential diagnoses. Users input their symptoms and medical history, and the chatbot provides an assessment of possible conditions and recommendations for next steps.

**Mediktor:** Mediktor is an AI-driven symptom checker and medical chatbot designed to help users identify potential diagnoses based on their symptoms. By gathering information through a series of questions, Mediktor generates a list of possible conditions and suggests appropriate next steps, such as seeking medical attention or self-care.

Please note that these chatbots should not be used as a substitute for professional medical advice, diagnosis, or treatment. Always seek the advice of a qualified healthcare professional for any medical concerns.

## Hereditary diseases and AI

AI can predict hereditary diseases based on DNA by analyzing patterns in genetic data and identifying specific genetic variants that are associated with certain diseases. Here are some examples:

**Note:** It is important to note that not all hereditary diseases have a clear genetic basis and not all genetic variants are associated with a high risk of disease.

- Cystic Fibrosis
- Huntington's Disease
- Sickle Cell Anemia
- Hemophilia
- Tay-Sachs Disease
- Down Syndrome
- Gaucher Disease
- Alzheimer's Disease
- Polycystic Kidney Disease
- Alpha-1 Antitrypsin Deficiency
- Lynch Syndrome (hereditary non-polyposis colorectal cancer)
- Muscular Dystrophy
- Marfan Syndrome
- Breast Cancer
- Fragile X Syndrome
- Von Hippel-Lindau Disease
- Neurofibromatosis Type 1
- Thalassemia
- Retinoblastoma
- Colon Cancer

there are many other hereditary diseases that can be predicted using AI based on DNA. The field of genomics is constantly evolving, and as more data is collected and analyzed, we will likely discover new genetic variants that are associated with a wide range of diseases.



# AI in Virology and vaccine development

AI has tremendous potential to contribute to the field of virology, especially in areas such as virus identification, drug discovery, and vaccine development. The integration of AI technologies with virology can help researchers uncover new insights and create more effective treatments for viral infections. Here are some ways AI can help in virology, along with relevant online resources and datasets

## Sequence analysis and virus identification:

AI techniques like deep learning can be used to analyze viral genome sequences and identify novel viruses, mutations, and transmission patterns. This can help predict potential outbreaks and improve our understanding of viral evolution.

- Protein Data Bank: <https://www.rcsb.org>
- NCBI Virus: <https://www.ncbi.nlm.nih.gov/labs/virus/>
- ViralZone: <https://viralzone.expasy.org/>
- GISAID: <https://www.gisaid.org/>

## Structure prediction and protein modeling:

AI can be used to predict the 3D structure of viral proteins, which can help researchers understand how

## **Resources and datasets:**

- ChEMBL: <https://www.ebi.ac.uk/chembl>
- DrugBank: <https://www.drugbank.ca>
- ZINC database: <http://zinc.docking.org>

## **Vaccine development:**

**AI can be employed to predict potential antigenic targets for vaccine development and assist in the design of effective and safe vaccines for various viral diseases.**

- Immune Epitope Database (IEDB):  
<https://www.iedb.org/>
- VIOLIN: <http://www.violinet.org/>
- Vaccine Investigation and Online Information Network (VIOLIN): <http://www.violinet.org/>

## **Epidemic modeling and forecasting:**

**AI-based models can be used to predict the spread of viral infections, assess the impact of various interventions, and optimize public health responses.**

- The Global Health Observatory:  
<https://www.who.int/data/gho>
- Nextstrain: <https://nextstrain.org>

## **Platforms that host machine learning (ML) models**

**There are several platforms that host machine learning (ML) models, allowing users to access pre-trained models, share their own models, or collaborate on the development of new models. Some of these platforms focus on specific ML domains, while others cover a broader range of applications. Here are some notable platforms that host ML models**

- 1. Hugging Face (<https://huggingface.co/>)**
- 2. TensorFlow Hub (<https://tfhub.dev/>)**
- 3. PyTorch Hub (<https://pytorch.org/hub/>)**
- 4. ModelDB (<https://modeldb.csail.mit.edu/>)**
- 5. MLmodelscope (<https://www.mlmodelscope.org/>)**
- 6. ModelDepot (<https://modeldepot.io/>)**
- 7. Caffe Model Zoo**  
**(<https://github.com/BVLC/caffe/wiki/Model-Zoo>)**
- 8. ONNX Model Zoo (<https://github.com/onnx/models>)**
- 9. PaddlePaddle Models**  
**(<https://github.com/PaddlePaddle/models>)**
- 10. Papers with Code (<https://paperswithcode.com/>)**
- 11. Algorithmia (<https://algorithmia.com/>)**
- 12. DeepAI (<https://deepai.org/>)**

### **13. Microsoft Azure Machine Learning**

(<https://azure.microsoft.com/en-us/services/machine-learning/>)

### **14. Google AI Hub (<https://aihub.cloud.google.com/>)**

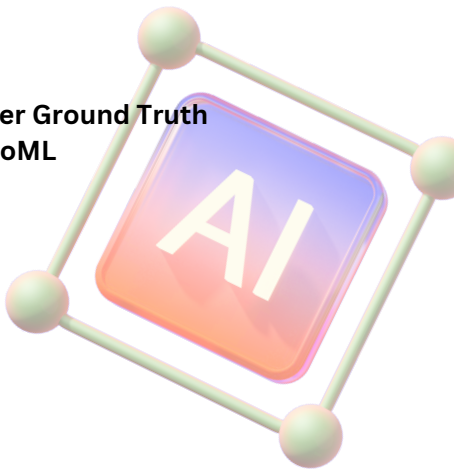
### **15. AWS Marketplace for Machine Learning**

(<https://aws.amazon.com/marketplace/machine-learning/>)

Links may be changed, So check with title to get new link

## **Some popular platforms for data labeling**

- 1. Supervisely**
- 2. Labelbox**
- 3. Daturks**
- 4. Amazon SageMaker Ground Truth**
- 5. Google Cloud AutoML**
- 6. Scale AI**
- 7. Dataloop**
- 8. Annotate.io**
- 9. Hasty**
- 10. Playment**



## **Platforms designed to make it easier for developers and teams to work with computer vision models**

**Roboflow:** Roboflow is a platform that simplifies the process of developing computer vision applications by providing tools for dataset management, preprocessing, augmentation, model training, deployment, and collaboration.

**Labelbox:** Labelbox is a data labeling platform designed for creating and managing labeled data for machine learning applications, including computer vision. It provides an intuitive interface for data annotation, supports a variety of annotation types, and includes collaboration features for teams.

**Supervisely:** Supervisely is a web-based platform for computer vision development that includes tools for dataset management, annotation, model training, and deployment. It supports a wide range of computer vision tasks, including image classification, object detection, and semantic segmentation.

**DataRobot: DataRobot is an AI platform that automates the process of building, deploying, and maintaining machine learning models, including those for computer vision tasks. It provides features such as automated feature engineering, model selection, and hyperparameter tuning.**

**Google Cloud AutoML Vision: Google Cloud AutoML Vision is a machine learning service that allows users to build and deploy custom computer vision models without any prior expertise in machine learning. Users can upload labeled images, train custom models, and then use the models to make predictions via an API.**

**Amazon Rekognition: Amazon Rekognition is a managed computer vision service provided by Amazon Web Services (AWS) that allows users to add image and video analysis capabilities to their applications. The service provides pre-trained models for tasks such as object and scene detection, facial analysis, and text recognition.**

**Microsoft Azure Custom Vision:** Azure Custom Vision is a cloud-based service by Microsoft that enables users to build, train, and deploy custom computer vision models with minimal machine learning expertise. The platform supports image classification, object detection, and optical character recognition (OCR) tasks.

**IBM Watson Visual Recognition:** IBM Watson Visual Recognition is a cloud-based AI service that enables developers to analyze and understand the content of images and videos. It provides pre-built models for various computer vision tasks and allows users to train and deploy custom models based on their specific needs.

**NVIDIA Clara Train:** NVIDIA Clara Train is a platform designed for medical imaging applications, utilizing deep learning techniques for tasks such as image segmentation, classification, and object detection. It provides a comprehensive ecosystem of tools, libraries, and pretrained models to accelerate the development and deployment of AI-powered medical

**imaging applications. Clara Train includes features such as data augmentation, transfer learning, and federated learning capabilities, as well as integrations with popular deep learning frameworks like TensorFlow and PyTorch.**

**DeepCognition.ai: DeepCognition.ai provides Deep Learning Studio, a user-friendly platform that simplifies the process of designing, training, and deploying deep learning models for various applications, including computer vision. The platform offers a drag-and-drop interface for creating neural networks, supports popular frameworks like TensorFlow and Keras, and provides pre-built models for transfer learning.**

**Hasty.ai: Hasty is a platform that focuses on annotation and training of computer vision models for various tasks like object detection, instance segmentation, and semantic segmentation. It combines human annotation with machine learning-assisted annotation tools to speed up the labeling process. Hasty also offers features such as active learning, which helps improve the efficiency and accuracy of the model by selecting the most informative samples for annotation.**



# **101 Topics for research**

- 1. AI-Driven Diagnosis: Improving the Accuracy and Efficiency of Disease Detection**
- 2. Artificial Intelligence in Personalized Medicine: Tailoring Treatments to Individual Patients**
- 3. AI-Based Drug Discovery: Accelerating the Development of Novel Therapeutics**
- 4. AI in Medical Imaging: Enhancing Interpretation and Analysis of Radiological Data**
- 5. AI-Enabled Telemedicine: Expanding Access to Healthcare in Remote Areas**
- 6. AI-Assisted Surgical Robotics: Improving Precision and Reducing Complications**
- 7. Machine Learning for Predicting Disease Outcomes: A Prognostic Tool in Medicine**
- 8. AI in Mental Health: Identifying and Monitoring Psychological Disorders**
- 9. AI-Powered Genome Analysis: Uncovering the Secrets of Genetic Diseases**
- 10. AI in the Fight Against Cancer: Innovative Diagnostic and Treatment Strategies**
- 11. AI-Driven Virtual Nursing Assistants: Enhancing Patient Care and Monitoring**
- 12. AI in Rehabilitation: Optimizing Therapy and Recovery for Patients**
- 13. AI for Chronic Disease Management: Improving Patient Outcomes through Technology**

Artificial Intelligence Medical & Engineering Researchers Society

[www.AimerSociety.com](http://www.AimerSociety.com) , [info@aimersociety.com](mailto:info@aimersociety.com)

- 14. AI in Emergency Medicine: Streamlining Triage and Treatment Decisions**
- 15. AI for Early Detection of Neurological Disorders: New Hope for Patients**
- 16. AI in Precision Oncology: Personalized Treatment Plans for Cancer Patients**
- 17. AI for Infectious Disease Control: Predicting and Mitigating Outbreaks**
- 18. AI in Clinical Trials: Streamlining Data Collection and Analysis**
- 19. AI for Developing Low-Cost Diagnostic Devices: Democratizing Access to Healthcare**
- 20. AI in Medical Education: Enhancing the Training of Healthcare Professionals**
- 21. AI for the Optimization of Hospital Operations: Increasing Efficiency and Reducing Costs**
- 22. AI in Dentistry: Improving Diagnosis and Treatment Planning**
- 23. AI in Ophthalmology: Early Detection and Treatment of Eye Diseases**
- 24. AI-Driven Genomic Medicine: Unraveling the Complexities of Genetic Disorders**
- 25. AI in Cardiology: Predicting and Preventing Heart Disease**
- 26. AI for the Development of Next-Generation Prosthetics: Restoring Functionality and Mobility**

- 27. AI in Sports Medicine: Enhancing Injury Prevention and Rehabilitation**
- 28. AI for Personalized Nutrition: Optimizing Diet for Disease Prevention and Management**
- 29. AI in Prenatal and Neonatal Care: Improving Outcomes for Mothers and Babies**
- 30. AI for Pain Management: Developing Non-Opioid Treatment Options**
- 31. AI in Dermatology: Revolutionizing Skin Cancer Detection and Treatment**
- 32. AI-Driven Pathology: Enhancing the Speed and Accuracy of Diagnoses**
- 33. AI in Geriatrics: Predicting and Preventing Age-Related Diseases**
- 34. AI in Allergy and Immunology: Personalized Treatment Plans for Allergic Patients**
- 35. AI in Sleep Medicine: Diagnosing and Treating Sleep Disorders**
- 36. AI in Endocrinology: Optimizing Hormone Therapy and Disease Management**
- 37. AI in Gastroenterology: Detecting and Treating Digestive Disorders**
- 38. AI for the Management of Multi-Morbidities: Streamlining Complex Patient Care**
- 39. AI in Orthopedics: Enhancing Surgical Outcomes and Recovery**

- 40. AI in Nephrology: Predicting and Preventing Kidney Disease**
- 41. AI in Audiology: Advancing Hearing Loss Detection and Treatment**
- 42. AI in Pulmonology: Enhancing the Diagnosis and Treatment of Respiratory Diseases**
- 43. AI for Personalized Pharmacogenomics: Optimizing Drug Selection and Dosing**
- 44. AI in Addiction Medicine: Predicting and Preventing Substance Use Disorders**
- 45. AI in Urology: Improving Prostate Cancer Detection and Treatment**
- 46. AI in Obstetrics and Gynecology: Enhancing Fertility Treatment and Prenatal Care**
- 47. AI for the Detection and Treatment of Rare Diseases: Bridging the Gap in Medical Knowledge**
- 48. AI in Pediatric Medicine: Personalized Care for Growing Patients**
- 49. AI in Blood Bank Management: Enhancing Blood Donation and Transfusion Processes**
- 50. AI in Infectious Disease Diagnosis: Rapid Identification of Pathogens**
- 51. AI for Patient Adherence Monitoring: Ensuring Consistent Treatment and Better Outcomes**
- 52. AI in Rheumatology: Early Detection and Personalized Treatment of Autoimmune Diseases**

- 53. AI in Immunotherapy: Developing Targeted Treatments for Cancer Patients**
- 54. AI in Epigenetics: Unraveling the Impact of Environmental Factors on Health**
- 55. AI in Medical Ethics: Addressing the Challenges of AI Integration in Healthcare**
- 56. AI for the Prevention and Management of Antimicrobial Resistance**
- 57. AI in Health Economics: Analyzing the Cost-Effectiveness of Medical Interventions**
- 58. AI in Hospice and Palliative Care: Enhancing Quality of Life for Terminally Ill Patients**
- 59. AI in Global Health: Addressing Health Disparities and Promoting Equitable Access to Care**
- 60. AI in Wearable Health Technology: Monitoring and Analyzing Personal Health Data**
- 61. AI for Developing Smart Hospitals: Streamlining Workflow and Improving Patient Care**
- 62. AI in Microbiome Research: Uncovering the Role of Gut Bacteria in Health and Disease**
- 63. AI for the Development of Therapeutic Vaccines: A New Frontier in Disease Prevention**
- 64. AI in Transplant Medicine: Optimizing Organ Allocation and Transplant Success**
- 65. AI in Occupational Medicine: Enhancing Workplace Health and Safety**

- 66. AI in Environmental Health: Assessing and Mitigating the Impact of Pollution on Public Health**
- 67. AI in Veterinary Medicine: Advancing Diagnosis and Treatment for Animal Health**
- 68. AI in Pharmacovigilance: Monitoring Drug Safety and Adverse Effects**
- 69. AI for Personalized Physical Therapy: Optimizing Rehabilitation Programs for Individual Patients**
- 70. AI in Radiation Oncology: Enhancing the Precision and Safety of Cancer Treatments**
- 71. AI in Medical Malpractice: Analyzing and Preventing Errors in Patient Care**
- 72. AI in Health Policy: Informing Evidence-Based Decision Making**
- 73. AI in Bioinformatics: Analyzing Complex Biological Data to Advance Medical Research**
- 74. AI in Regenerative Medicine: Harnessing the Power of Stem Cells for Healing**
- 75. AI for the Development of Personalized Health Plans: Preventing and Managing Chronic Diseases**
- 76. AI in Assistive Technology: Improving Accessibility for Patients with Disabilities**
- 77. AI in Substance Abuse Treatment: Enhancing Outcomes through Personalized Interventions**
- 78. AI in Trauma Medicine: Predicting and Managing Post-Traumatic Stress Disorder**

- 79. AI in Digital Pathology: Enhancing the Speed and Accuracy of Tissue Analysis**
- 80. AI in Precision Psychiatry: Personalized Treatments for Mental Health Disorders**
- 81. AI in Reproductive Medicine: Advancing Fertility Treatments and Outcomes**
- 82. AI in Genetic Counseling: Informing Patient Decision Making through Advanced Analytics**
- 83. AI in Nanomedicine: Developing Targeted Drug Delivery Systems**
- 84. AI in Medical Innovation: Analyzing Trends and Opportunities for Healthcare Improvement**
- 85. AI in Medical Device Development: Enhancing the Safety and Efficacy of Therapeutic Technologies**
- 86. AI in Health Equity: Addressing Disparities in Access to Quality Care**
- 87. AI in Health Insurance: Streamlining Claims Processing and Improving Patient Satisfaction**
- 88. AI for the Early Detection of Autoimmune Diseases: Preventing Irreversible Damage and Enhancing Treatment Outcomes**
- 89. AI in Mobile Health: Leveraging Smartphones for Remote Monitoring and Disease Management**
- 90. AI in Clinical Decision Support Systems: Enhancing Medical Decision-Making and Reducing Errors**

- 91. AI in Public Health Surveillance: Real-Time Monitoring and Response to Disease Outbreaks**
- 92. AI in Aging Research: Developing Interventions to Promote Healthy Longevity**
- 93. AI in Laboratory Medicine: Automation and Analytics for Improved Diagnostics**
- 94. AI in Social Determinants of Health: Identifying and Addressing the Root Causes of Health Inequities**
- 95. AI in Patient-Centered Care: Understanding and Addressing Individual Health Needs**
- 96. AI in Personalized Pain Management: Developing Novel Strategies for Chronic Pain Relief**
- 97. AI in Lifestyle Medicine: Harnessing Technology for Disease Prevention and Health Promotion**
- 98. AI in Integrative Medicine: Combining Traditional and Alternative Therapies for Holistic Health**
- 99. AI in Medical Ethics and Law: Navigating the Legal and Moral Implications of AI in Healthcare**
- 100. AI in Medical Data Privacy: Safeguarding Patient Information in the Age of Artificial Intelligence**
- 101. AI in Organ-on-a-Chip Technology: Advancing Drug Development and Personalized Medicine through Miniaturized Human Organs**





# Digital Disruption

**Digital Disruption Technologies is specialized in Building Digital Ecosystems, Business and Technology Value Streams in Capital Markets, Banking, Financial Services, Blockchain, Machine Learning, Artificial Intelligence, Consulting, Solutions, Services, and Products**

**– Rajesh Suguru, CEO of Digital Disruption  
Technologies**

**Digital Disruption Technologies**

**SINGAPORE | UNITED KINGDOM | INDIA**



**partners@digitaldisruptiontech.com**

**www.digitaldisruptiontech.com**



**Phone : (+44) 7917927177**

**LinkedIn: digitaldisruptiontechnologies**

**Facebook: fb.com/DigitalDisruptionTech**

**Instagram: @digitaldisruptiontech8**

**Twitter: @digitaldistech**

**For Careers : careers.digitaldisruptiontech.com**



**Dear reader,**

**We are honored to present you with this book filled with a treasure trove of resources, tools, ideas, and examples that will add immense value to your research.**

**In India, doctors are held in the highest regard and considered to be god-like figures. " वैद्यो नारायणो हरि "**

**Your research has the power to make a significant impact and help even the divine. With a population of over 1.5 billion people, it's imperative that we harness the full potential of technology, particularly AI, to extend access to medical care to every nook and cranny of the country.**

**We firmly believe that the insights and knowledge gained from this book will empower you to make a meaningful contribution to the world of healthcare.**

**We extend our heartfelt gratitude for your participation in this noble endeavor, and we wish you all the very best in your future endeavors.**

**Sincerely,**

**Sai Satish, President AIMER Society**